
































EYFS & KEY STAGE 1 READING WORKSHOP



YOU MAKE A
DIFFERENCE!

- *Parental involvement has more impact on a child's achievement than level of parents own education or household income*
- *Taking an interest in a child's education boosts their achievement by 15%*
- *Parental aspiration and attitude has a significant impact on a child's achievement*

UNDERSTANDING PHONICS

Phonics Help Mat					
 a	 b	 c	 d	 e	 f
 g	 h	 i	 j	 k	 l
 m	 n	 o	 p	 q	 r
 s	 t	 u	 v	 w	 x
 y	 z	 ch	 sh	 th	 ar

LEARNING TAKES TIME

こ れ は も も で す

LEARNING TAKES TIME

こ_れ_は_も_も_で_す



MOST IMPORTANT THING.....

From an early age:

- *Talking and listening*
- *Reading to and with your child*
- *Playing listening games*
- *Singing songs and rhymes*

All these things will help build up connections in the brain, an enjoyment of language and confidence to try things out.

PHONEMES

/b/ bat	/k/ cat	/d/ dog	/f/ fan	/g/ go	/h/ hen	/j/ jet	/l/ leg	/m/ map	/n/ net	/p/ pen
/r/ rat	/s/ sun	/t/ tap	/v/ van	/w/ wig	/y/ yes	/z/ zip	/sh/ sho p	/ch/ chip	/th/ thin	/ng/ ring
/zh/ vision		/a/ ant	/e/ egg	/i/ in	/o/ on	/u/ up	/ai/ rain	/ee/ feet	/igh/ night	/oa/ boat
/oo/ boot	/oo look	/ow cow	/oi/ coin	/ar/ farm	/or form	/ur hurt	/air fair	/ear dear	/ure sure	

❖ Set 1: s a t p

❖ Set 2: i n m d

❖ Set 3: g o c k

❖ Set 4: ck e u r

❖ Set 5: h b f ff l ll ss

JOLLY PHONICS



DIGRAPH = 2 letters that make one sound

e.g. ss zz oa ai

TRIGRAPH = 3 letters that make one sound

e.g. igh dge

STARTING TO WRITE.....

- *Sand tray*
- *Play doh*
- *Pipe cleaners*
- *In the air*
- *Finger paints*



SEGMENTING

- *‘Chopping up’ the word to spell it out – to help to spell the word*
- *The opposite of blending*

CONSONANT OR VOWEL?

- *C = consonant*
- *V = vowel*
- *VC eg in*
- *CVC eg cat*
- *CVCC e.g. hump*
- *CCVC e.g. trip*
- *CCVCC e.g. trust*

LETTERS AND SOUNDS

- *Phase 1- 6*
- *Phase 1 – Pre school*
- *Phase 1 to 4 - Reception*
- *Phase 5 - Year 1*
- *Phase 6 – Year 2*
- *However - All children work in the phase that is appropriate to them – work is differentiated.*

ALIEN WORDS

tox



bim




geck



ulf



SOUND BUTTONS

PHASE 5

- *Learning to recognise and use alternative ways of pronouncing graphemes and spelling phonemes*
- *Ay, ou, ie, ea, oy, ir, ue, aw, wh, ph, ew, oe, au, ey*
- *Split digraphs a-e, e-e, i-e, o-e, u-e*

Wordsearch

Name: _____

Date: _____

a-e

- Find, read and loop the hidden a-e (a/magic e) words.

m	i	v	j	z	y	m	p	j	t	o	k
r	w	n	n	h	n	a	h	u	z	f	t
d	s	e	n	t	a	k	n	m	j	s	s
g	a	m	e	r	m	e	c	u	z	c	a
a	g	g	a	v	e	p	p	a	b	f	m
r	i	m	w	e	s	h	a	p	e	v	e
y	h	a	l	g	w	c	a	s	e	u	t
u	t	d	v	o	k	o	d	r	j	r	a
t	v	e	q	d	r	h	z	x	a	b	k
w	s	a	c	a	m	e	e	v	a	p	e

1. came	2. made	3. make	4. take
5. gave	6. name	7. same	8. shape
9. game	10. case		

- Write a sentence with each word in on the back of this sheet.

PHASE 6

*Applying phonic knowledge
to recognise and spell and
increasing number of
complex words.*

LETTERS AND SOUNDS

- www.letters-and-sounds.com
- Information, resources, games.
- <http://www.letters-and-sounds.com/phase-2-games.html>
- <http://www.phonicsplay.co.uk/DragonsDen.html>

Reading

'Children are made readers on the laps of their parents'

Emilie Buchwald



Reading to your child

- Choose books that are interesting to your child
- Be comfortable
- Set a routine time for reading
- Go to the library
- Audio books
- Make it special
- Use phonics
- Use funny voices
- Share the reading



Questions?

